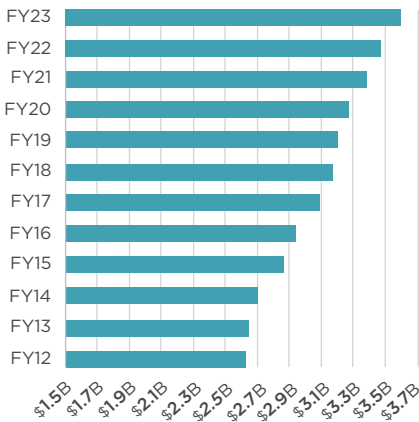




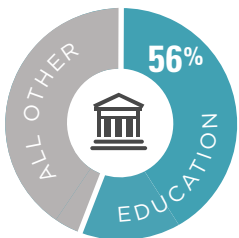
# KNOW THE FACTS

## How School Choice Benefits Iowa's Education System

Public education funding in Iowa has **GROWN \$1.12B** since FY12.



### STATE BUDGET:



**56%** of Iowa's entire state budget is spent on education

### FY23 Total Education Funding

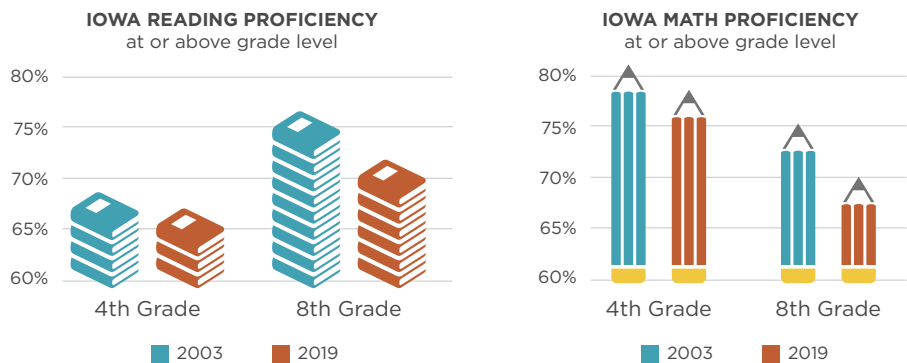
	AMOUNT	PER STUDENT
STATE OF IOWA	<b>\$3.67 B</b>	<b>\$7,553</b>
LOCAL TAXES	<b>\$2.83 B</b>	<b>\$5,828</b>
SAVE FUNDS	<b>\$583.4 M</b>	<b>\$1,201</b>
FEDERAL FUNDS	<b>\$248.8 M</b>	<b>\$1,060</b>
OTHER FUNDING	<b>\$458.4 M</b>	<b>\$944</b>
<b>TOTAL</b>	<b>\$8.055 B</b>	<b>\$16,587</b>
<b>Per Classroom of 20</b>	<b>\$331,740</b>	

### KNOW THE FACTS



**FACT:** For nearly 20 years, math and reading scores for Iowa students have been decreasing.

In 1992, Iowa's 8th graders ranked first in the nation for math and 4th graders ranked second. The most recent results from the National Assessment of Educational Progress (NAEP) report that only 39% of today's 8th and 4th grade math students are performing at grade level, ranking 25th nationally. Reading assessments show similar results. Iowa's overall educational performance currently aligns with the national average — far from where it once was. Our children deserve better than an average education.



**FACT:** Studies show that private school choice has a positive impact on student attainment, increasing the odds of graduating from high school, enrolling in college and earning a degree.

NAEP rankings also show that Florida's lower-income student performance ranking has risen from 33rd in nation in 2003, prior to implementing school choice, to first in the nation in 2019. Education is the great equalizer and school choice creates more opportunities for Iowa students, including those from low-income and minority families.

### 2020-2021 IOWA SCHOOL DISTRICT DROPOUT DATA

School District	Student Dropouts	Dropout Rate	Free & Reduced Lunch	Minority Descent	IEPs
Burlington	76	4.90%	55 / 72%	34 / 45%	10 / 13%
Cedar Rapids	224	3.14%	168 / 75%	116 / 52%	45 / 20%
Davenport	264	3.95%	203 / 77%	151 / 57%	61 / 23%
Des Moines	733	5.11%	675 / 92%	487 / 66%	147 / 20%
Dubuque	189	3.92%	130 / 69%	90 / 48%	41 / 22%
Fort Dodge	110	6.68%	85 / 77%	50 / 45%	30 / 27%
Linn-Mar	34	1%	28 / 82%	12 / 35%	9 / 26%
Sioux City	111	1.67%	97 / 87%	66 / 59%	23 / 21%
Waterloo	127	2.67%	116 / 91%	73 / 57%	35 / 28%
Statewide	4,513	2.0%	—	—	—

## KNOW THE FACTS

**False:** Public education is underfunded, and school choice will only make it worse. We should focus on increasing teacher salaries.



**FACT:** Public education funding in Iowa has grown \$1.12 billion since FY12. In fact, the K-12 public education budget alone now exceeds \$8 billion.

According to the National Education Association, the average salary for an Iowa teacher is \$58,911 and **ranks 26th among all states nationally**. Comparatively, average teacher salaries are lower in Indiana, North Carolina and Florida – states with NAEP performance results that exceed our own.

### National Education Association Average Salaries of Public School Teachers (in ranking order from 1st to 51st)

New York	\$87,738	Delaware	65,798	Maine	57,052	Arizona	52,157
Massachusetts	86,315	Michigan	64,267	Utah	56,918	Louisiana	51,851
California	85,892	New Hampshire	61,789	Nebraska	56,463	Idaho	51,817
DC	80,659	Ohio	61,687	New Mexico	54,923	Missouri	51,557
Connecticut	79,742	Vermont	61,547	North Dakota	54,837	Arkansas	50,992
Washington	79,529	Colorado	60,611	North Carolina	54,392	West Virginia	50,261
New Jersey	77,489	Georgia	60,553	Kentucky	54,384	South Dakota	49,993
Rhode Island	75,966	Wyoming	60,357	Alabama	54,271	Florida	49,583
Maryland	74,514	Wisconsin	60,038	Oklahoma	54,256	Mississippi	47,655
Alaska	72,861	Virginia	59,267	Kansas	53,932		
Pennsylvania	71,281	Minnesota	59,069	South Carolina	53,361	<b>United States</b>	
Hawaii	70,922	<b>Iowa (26th)</b>	<b>\$58,911</b>	Montana	52,894	<b>National Average</b>	<b>\$65,090</b>
Illinois	69,300	Nevada	58,167	Tennessee	52,380		
Oregon	68,671	Texas	57,641	Indiana	52,194		

Salaries are not adjusted for cost of living

- States with higher teacher salaries but lower NAEP 8th grade math scores than Iowa

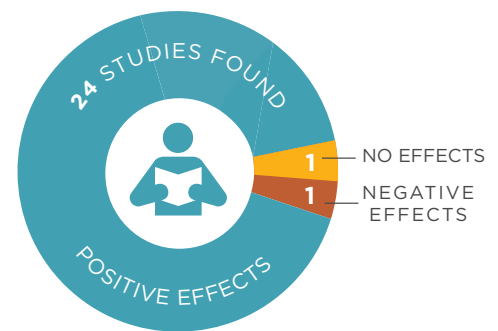
**False:** In my district, public schools are strong and there are very few private school options, so this bill has no benefit for me.



**FACT:** Credible evidence demonstrates that school choice improves academic outcomes even for public schools and saves taxpayers money.

Other states that offer school choice have experienced an increase in their NAEP scores, showing student improvement across the board. In fact, research overwhelmingly finds these programs generate modest but statistically significant positive effects on public school performance. Additionally, 65 studies on the financial impact of school choice found that programs have generated savings for taxpayers, which some research attributes to higher graduation rates.

### PRIVATE SCHOOL CHOICE HAS A POSITIVE IMPACT ON PUBLIC SCHOOLS



**False:** If this bill passes, future administrations may regulate what's taught in non-public schools because they're receiving public funds.



**FACT:** Precedent already exists for private schools to maintain their autonomy while receiving public funds through programs such as the Iowa Tuition Grant and the School Tuition Organizations (STOs). Language also exists in the bill ensuring school autonomy for private institutions.

